
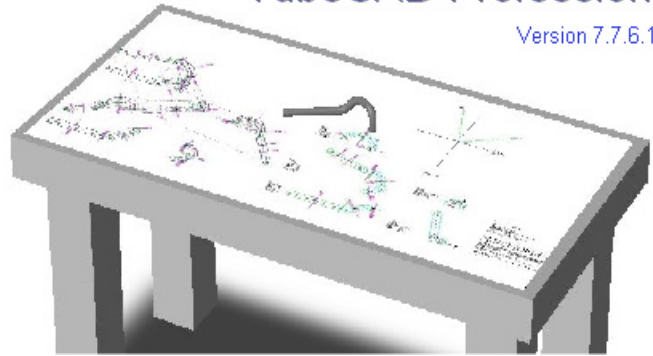


Advanced Tubular Technologies, Inc.



TubeCAD Professional

Version 7.7.6.1

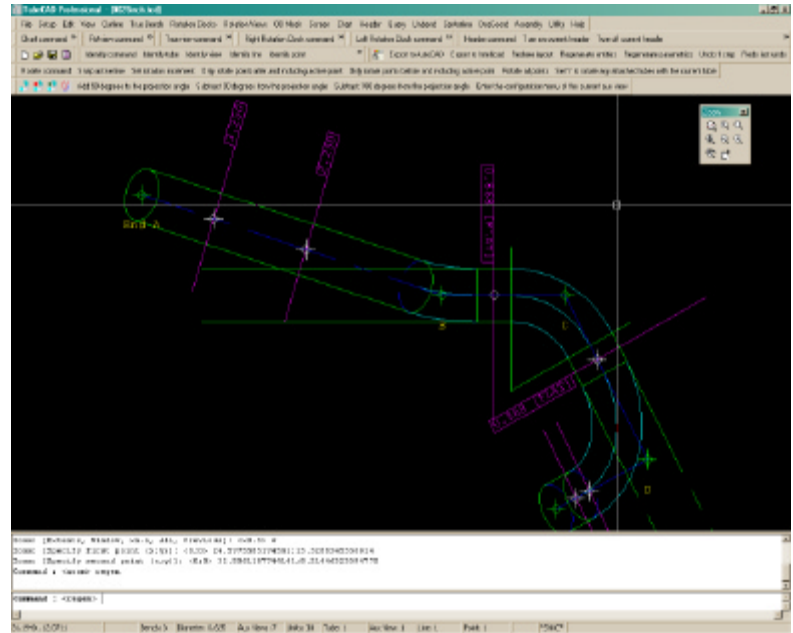


NEW TUBECAD PRO FEATURES IN TRUE BEND VIEWS

True bend views are views that automatically place a bend in its true or flat orientation relative to the primary viewing plane.

There are number of enhanced features in the new TubeCAD Pro. We demonstrate several of the new features in this document simply by manipulating a true bend view within TubeCAD Pro.

TubeCAD Pro allows you to include **any number of preceding or trailing tube legs** to display along with the true view. In this sample true view, we show the entire tube along with true bend 2.



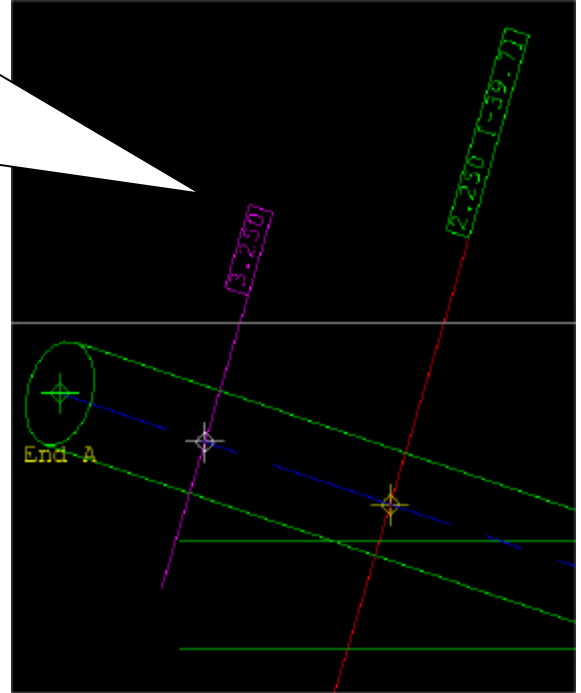
TubeCAD Pro now allows block-up labels in views other than the primary views. The view on the right is a true-view - with block-up labels.

Notice that there are **two block-up labels** in the first and last straights. TubeCAD Pro now allows **multiple** block-up labels per straight (there is no limit!). You just add them as you need them.

Now notice the **enhanced block-up styles**. There are multiple styles of block-up labels in TubeCAD now. The one shown is a new one that is much improved because it shows the side of the line on which to place the block under the tube.

Now each block-up label is **individually controllable**. (In the old TubeCAD, they were either all on or off with the same setting.)

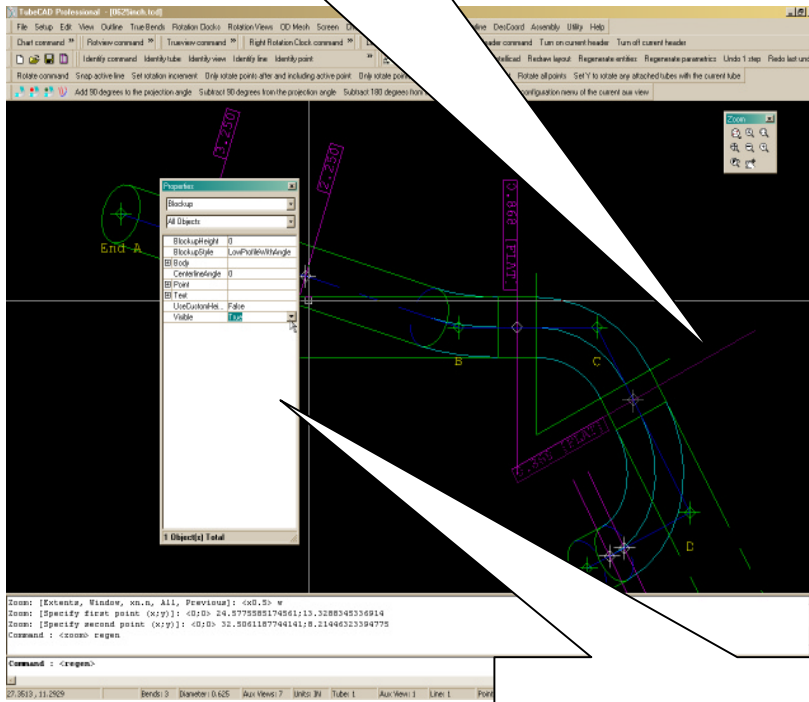
Notice the two block-up labels on the same centerline segment in the image on the right. They are formatted differently. The label on the right shows multiple colors with a centerline angle from the XY plane for the straight.



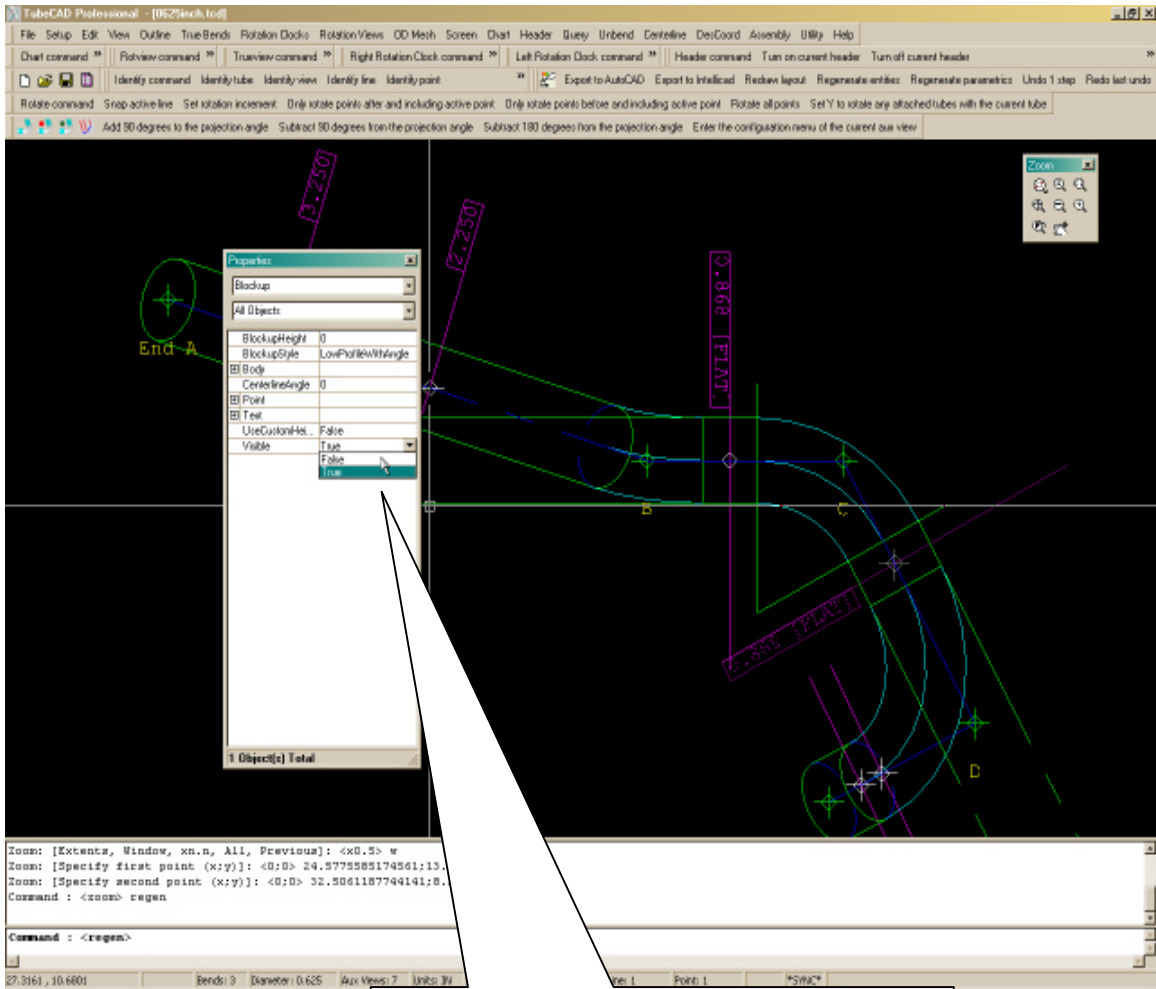
The new **Property Inspector** allows for easy editing of the individual properties of each of the TubeCAD elements.

For example, this block-up line was selected with a **selection window** (a dragged window).

Right-click and select the **Properties** item in a **pop-up menu**.

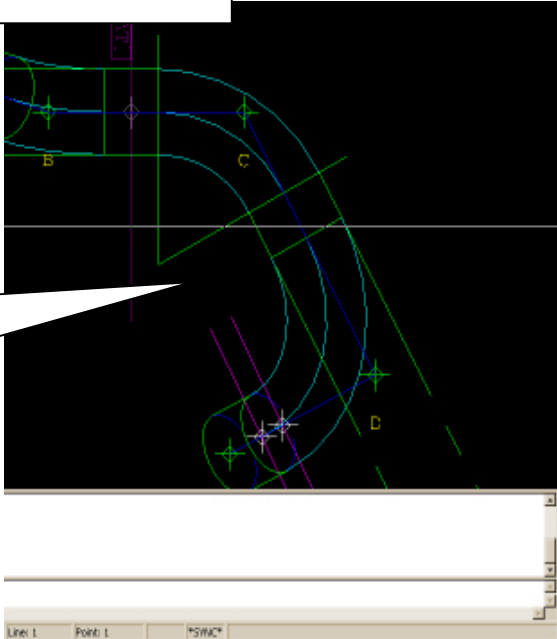


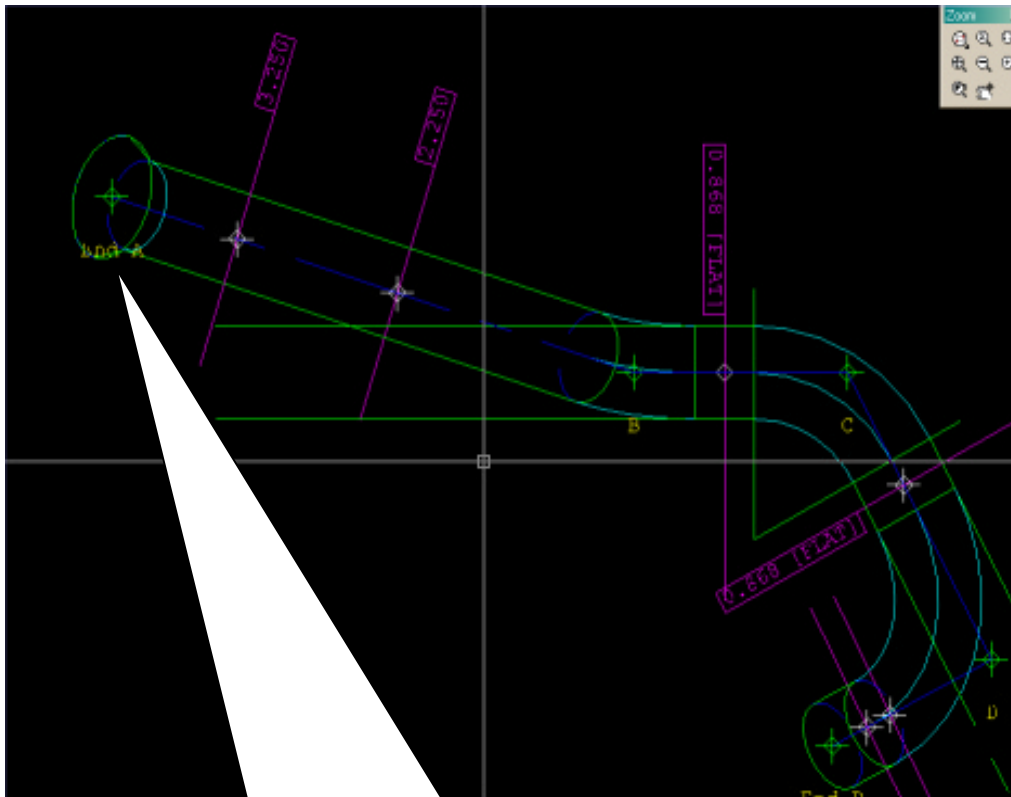
Then the **properties inspector** displays and is filled with editable information about the block-up that we selected.



Select the visible property value.
Change the value from TRUE to FALSE.

The block-up label disappears because
its property was set to FALSE.





Any TubeCAD Pro view that can display a diameter outline can also now **include OD Modifications in the outlines** (not just in the MESH).

This true bend view shows an **end flare** at End A.